

Narada®

Copyright© Narada Power Source Co., Ltd. 2021 All rights reserved.
Ver 1.0-EN Dec-30 , Subject to revision without prior notice.



Household Energy Storage System

Now with comms to Sunsynk inverters



NARADA POWER SOURCE CO., LTD

Add: Building C, No.822 Wen'er West Road,
Hangzhou, Zhejiang, China. 310030
Email: intl@naradapower.com

Website: en.naradapower.com
Tel:(+86-571) 56975980
Fax:(+86-571) 56975955



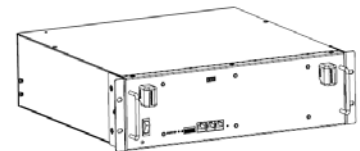

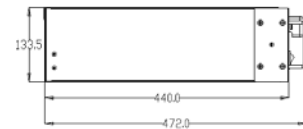
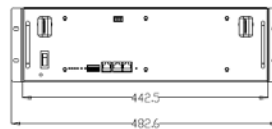
Technical advantages

- Modular design, convenient installation, supports wall mounting, stacking, and 19-inch cabinet installation, etc.
- Support parallel power expansion, up to 16 groups in parallel.
- Wide application, good compatibility. Has been matched with mainstream inverter brands and can match customized protocols.
- Communication mode: CAN and RS485.
- Deep cycle, long life.
- Long design life: 15 years@25°C.

Appearance And Size



Dimensions-mm



INSTALLATION



Specifications

Parameters		NESR48100
Nominal Voltage(V)		48
Nominal Capacity(Ah)		100
Nominal Energy(Kwh)		4.8
Discharge Current (A) (Max.)		100
Charge Voltage(V)		Bulk 53v, Float 52.5V Cut-off 46V
Charge Current (A) (Recomm.)		20
Charge Current (A) (Max.)		100
Typical Weight(kg)		40
Dimensions(W*D*H)(mm)		442.5X440X133.5
Status Indicators		SOC/RUN/ALM
Communication Ports		CAN/RS485
Communication in Parallel		16
Switch		Available
Dry contact		Available
Terminal Size		M8(Screw Size)
Operating Temperature	Discharge	-20~60℃
	Charge	0~60℃
	Storage	0~40℃
Temperature recommendation	Discharge	15~35℃
	Charge	15~35℃
	Storage	15~35℃
Humidity		5%~95%

Household Energy Storage System



HESS Solution NESR48100

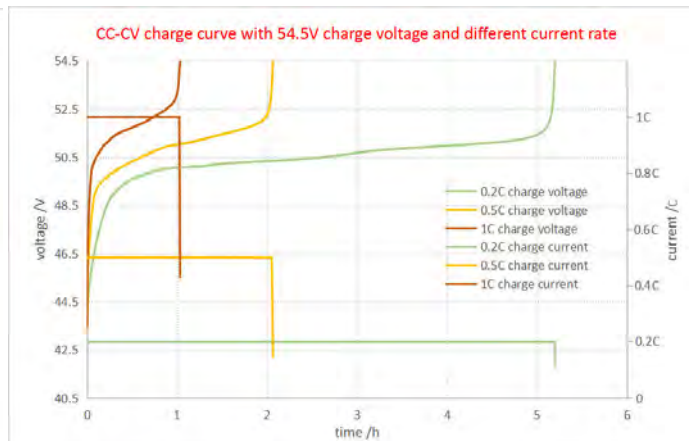
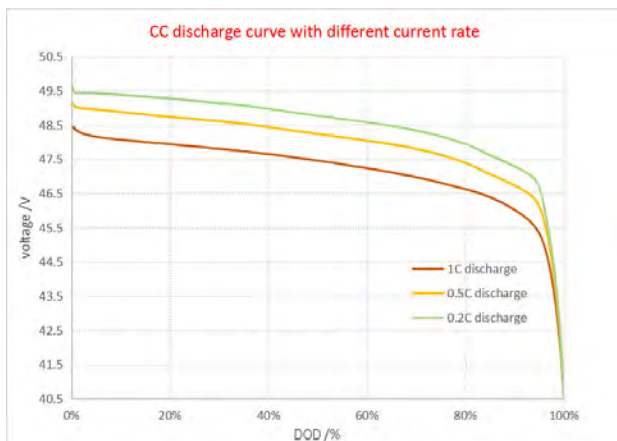
Constant Current Discharge Characteristics /for one module (25°C,77°F)

End voltage	Current(A)	0.1C	0.2C	0.33C	0.5C	0.8C	1.0C
	Time						
		Hours					
46.5V		9.73	4.85	2.93	1.90	1.15	0.90
45.0V		9.92	4.96	3.00	1.96	1.20	0.93
43.5V		10.05	5.03	3.05	2.00	1.23	0.96
42.0V		10.13	5.07	3.08	2.02	1.25	0.98
40.5V		10.18	5.10	3.09	2.03	1.26	1.00

Discharge Data with Constant Power /for one module (25°C,77°F)

End voltage	Power	480W	960W	1580W	2400W	3800W	4400W
	Time						
		Hours					
46.5V		9.83	4.89	2.92	1.85	1.05	0.82
45.0V		10.02	4.99	3.01	1.91	1.11	0.86
43.5V		10.13	5.05	3.05	1.95	1.15	0.90
42.0V		10.21	5.09	3.08	1.98	1.18	0.93
40.5V		10.25	5.12	3.09	2.00	1.20	0.95

Performance Curves



Disclaimers of warranties:

Copyright © Narada power source Co., Ltd. 2019. All rights reserved.

The information in this document may contain predictive statements including, without limitation, future product portfolio, new technology, etc. There are a number of factors that could cause actual results and developments to differ materially from those expressed or implied in the predictive statements.

No portion of the information or documents may be reproduced in any form or by any means without the prior written consent of Narada. All the data in datasheet is valid for single module operation. For parallel operation please ask Narada technical for guidelines.

Any datasheet issued previously is invalid when new version releases.